

CARPET SUBFLOOR MEMBRANE INSTALLATION



1
Unroll membrane and cut to fit and climatize. Leave a ¼" gap around walls stairs & supports. Overlap & interlock seams by 2 inches. Seal with a moisture barrier tape.




2
Nail tack strip through the membrane.



3
Install flooring to manufacturers specifications

This brochure is only a guide and is not intended to be an installation instruction. For detailed instructions refer to roll label or go to www.superseal.ca

PRODUCT BENEFITS



Carpet Subfloor Membrane is a moisture barrier and thermal break membrane with a unique double dimple design. Tack strips can be nailed right through the membrane in carpet installations.

- ✓ Controls moisture & mildew
- ✓ Floors are warmer and more comfortable to walk on
- ✓ No need for plywood, nails or glue
- ✓ Easy to transport and install
- ✓ Compatible with in floor heating



Part #	Roll size
--------	-----------

DD10162	3'3" x 50' (162 ft ²)- 1m x 15m
---------	---

Height	2.8 mm (0.11")
--------	----------------

Proudly Offered By

SUPERSEAL

TM

Carpet Subfloor Membrane

No Plywood, No Nails, No Glue



DOUBLE DIMPLED CARPET SUBFLOOR

Brochure Part # BRDD111



SUPERSEAL Construction Products Ltd.
www.superseal.ca
1-800-571-1877



PRODUCT BENEFITS

✓ Double Dimple Design

The unique double dimple design allows both the substrate and the flooring to breathe. This provides air flow under & above the membrane.

✓ Ultra Thin Profile - 2.8mm (0.11")

Ultra thin profile and high compressive strength allow for tack strips to be nailed directly through the membrane. In addition, furniture legs will not damage it.

✓ Easy Installation

Carpet Subfloor Membrane is quick and easy to install requiring no plywood or additional fasteners. The dimple configuration allows the membrane to interlock when overlapping seams.

✓ Economically Priced

A high performance, low cost subfloor membrane that saves you money by eliminating the need of additional expenses from plywood systems.

✓ Permanent Moisture Barrier

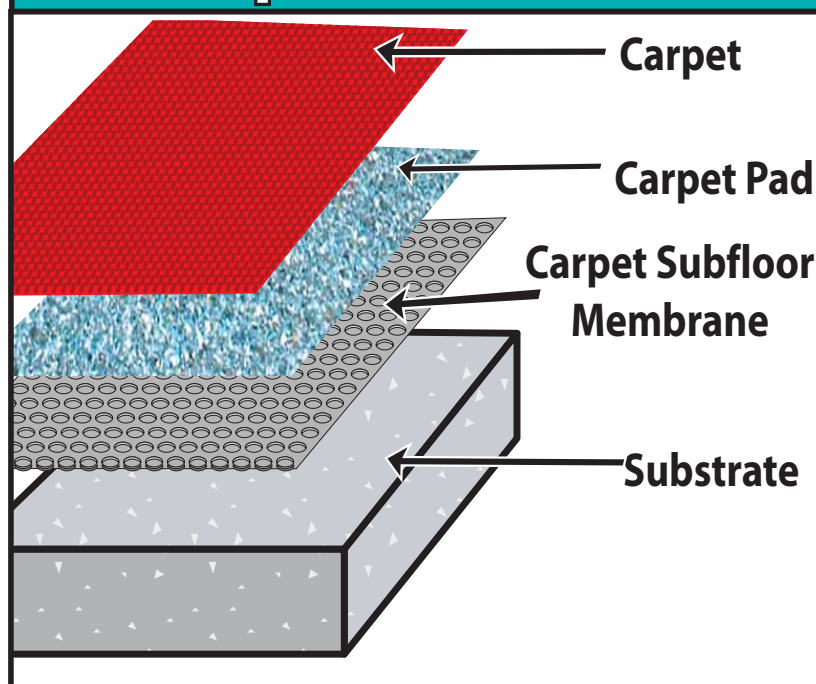
Made from tough long lasting plastic, Carpet Subfloor Membrane stops substrate moisture from absorbing into underlay, carpet and wood.



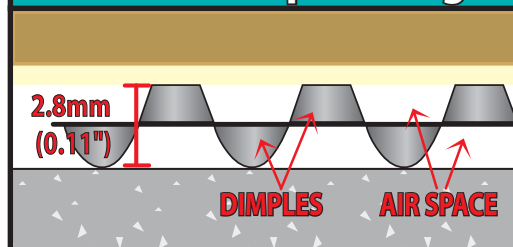
CARPET SUBFLOOR MEMBRANE

Moisture will always find a way through cracks or voids and into your home. When carpet gets wet and does not have proper protection or ventilation, the trapped moisture can damage your flooring attracting mold and mildew and creating expensive repairs. Carpet Subfloor Membrane provides full surface ventilation and maximum protection for your new floor.

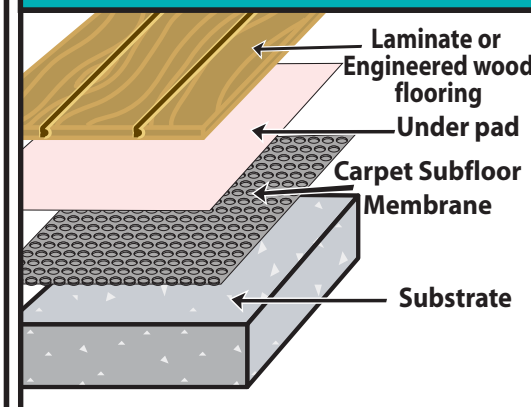
Carpet Installation



Double Dimple Design



Laminate Installation



Not intended for load bearing walls.