



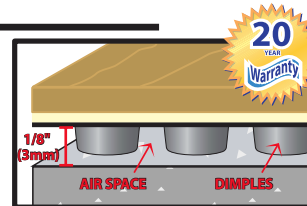


SUPERSEAL All-In-One Subfloor

No Plywood, No Nails, No Glue

All-In-One Subfloor is a moisture barrier and thermal break membrane that can be used under carpet and laminate without the need for a plywood subfloor

- ✓ **Thermal Break = Warmer Floors**
The membranes dimples lift the floor off the cold concrete
- ✓ **Easy Installation - requires no fasteners**
All-In-One is 10x faster and 90% lighter than plywood subfloors.
- ✓ **Super Thin Profile - 1/8" (3mm)**
Designed to fit under most existing baseboards. A favorite of renovators.
- ✓ **Economically Priced, High Performance Subfloor**
Eliminates additional costs as compared to plywood systems
- ✓ **Permanent Moisture Barrier - Tough Long Lasting Plastic**
Stops substrate moisture from absorbing into underlay, carpet and wood
- ✓ **Mold & Mildew Resistant = Healthier Homes**
Full under floor ventilation that allows moisture to dry



Not intended for bearing walls, go to www.superseal.ca for full warranty details

Part #	Roll sizes	Part #	Roll sizes
SA84166	- 3'3" x 50' 10" (166 ft ²)- 1mx15.5m	SA84332	- 6'7" x 50' 10" (332 ft ²)- 2mx15.5m
Height 3 mm (1/8") Strength 350 kN/m ² (7200psf)			

Installation Instructions

Installing Membrane - Ensure your floor is level and free of defects prior to installation. It is suggested to allow the membrane to climatize to room temperature prior to installation.

Unroll the All-In-One with the dimples facing down and cut to fit the area using an utility knife or scissors. Leave a ¼ inch space at walls, carpet tack strips and posts etc... Caution *** Carpet tack Strip nails are extremely sharp.

Joining 2 Pieces - When joining 2 pieces, butt the factory edges of the membrane together and tape with red Tuck Tape or moisture proof tape (not the silver Duct Tape). Tuck tape is red vapor barrier tape used for insulation. When joining 2 pieces that are not factory edges, overlap one piece over the other, hold in place and cut through both layers at one time. This will make a perfect connecting seam.

Install Flooring - Install your flooring as per the manufacturers specifications.



SUPERSEAL Construction Products Ltd.
www.superseal.ca
1-800-571-1877