



# SUPERSEAL TILE SUBFLOOR

## CRACK PREVENTION / ANTI-FRACTURE & WATERPROOFING UNDERLAYMENT



**SUPERSEAL Tile Subfloor is an extremely durable, inexpensive and easy to use anti-fracture membrane. It can be used with tile or natural stone and comes in user friendly roll sizes.**

### 1 Apply Light Coat of Thinset



### 2 Install Tile Subfloor









### 3 Apply Thinset & Tiles



Limited 5-Year Product Warranty

Refer to Tile Subfloor Installation Instructions at [www.superseal.ca](http://www.superseal.ca)

### PRODUCT BENEFITS

-  **Crack Prevention / Anti-Fracture**  
Stops cracks from spreading to the floors surface by neutralizing substrate cracks and movement stresses
-  **Compression & Tensile Strength**  
Thousands of support pillars are created when the dimples are filled with thinset. Superior tensile strength is provided by the integrated mesh layer. Together these create a high strength floor assembly
-  **User Friendly, No Waiting**  
Tile Subfloor, 90% lighter than cement board or plywood making it easy to transport. The dimpled profile provides easier transition between flooring surfaces. 10x faster to install and tiles can be placed immediately
-  **Reduced labor = Big Savings**  
**SUPERSEAL** Tile Subfloor can be cut with a knife or scissors and requires no nails or screws. This reduces materials and installation time, providing savings up to 70%
-  **Waterproofing Barrier**  
Surface and substrate moisture can not penetrate the tough long lasting plastic that does not rot and is resistant to mold and mildew and alkalis. This eliminates tile delamination and substrate rotting
-  **Pressure Equalization**  
**SUPERSEAL** Tile Subfloor creates an air gap between the substrate and the floor finish which allows moisture vapor pressure to dry

PART #	ROLL SIZES
FSTM33016	3'3" x 16'5" - 54 ft <sup>2</sup> - (1m x 5m)
FSTM33098	3'3" x 98'6" - 323 ft <sup>2</sup> - (1m x 30m)

SPECIFICATIONS	
Dimpled Sheet	High Density Polyethylene (HDPE)
GeoTextile	Polypropylene (PP)
Integrated Mesh Layer	Twist Woven High Density Polyethylene
Compressive Strength	7800 psf (350 kN/m <sup>2</sup> )
Dimple Height	1/8" (3mm)



# SUPERSEAL

Construction Products Ltd.

Phone: 1-800-571-1877

Fax: 604-576-2458

[www.superseal.ca](http://www.superseal.ca)

[info@superseal.ca](mailto:info@superseal.ca)

## SUPERSEAL Tile Subfloor w/ Mesh Product Specification Sheet

SUPERSEAL Tile Subfloor w/Mesh is a uncoupling and moisture control membrane that helps prevent cracks and moisture from transferring to the floor finish above. It also allows the substrate to breathe.

Properties	Values
Material - Dimpled Sheet - Geo-textile Cloth - Mesh Layer	High-Denisty Polyethylene (HDPE) Polypropylene (PP) Twist woven HDPE
Color - Dimpled Sheet - Geo-textile	Yellow White Translucent
Layer - Mesh Layer	0.5 mm (20mil) 40 g/m <sup>2</sup>
Thickness - Dimpled Sheet	500 g/m <sup>2</sup>
Geotextile Cloth	3mm (1/8")
Area Weight (approx)	2500 per m <sup>2</sup>
Dimple Height	7.9 l/m <sup>2</sup>
Dimple Spacing (approx)	350 kN/m <sup>2</sup> (7800 psf)
Air Gap Between Dimples	-40°C to +80°C

**SUPERSEAL Tile Subfloor w/Mesh is for use under Tile and Stone. It provides the ultimate in anti-fracture, moisture control and adhesion**

### Benefits and Areas of Application

- Uncoupling / Anti-Fracture control
- Waterproofing barrier
- Quick and easy to install
- Mesh layer is the ultimate adhesion
- Allows the substrate to breathe
- Light-Weight Concrete Under & Above
- In-floor heating applications
- Shopping Centers & Auto Malls
- Basements
- Kitchens, Bathrooms & Countertops
- Patios and decks
- Not for use with Tiles 2"x2" or smaller

Roll Sizes	Roll Sizes
Part # FSTM33016	3'3" x 16' - 323 ft <sup>2</sup> - (1 x 5m)
Part # FSTM33098	3'3" x 98.5' - 323 ft <sup>2</sup> - (1 x 30m)